

LED Bar Light

Installation Manual
 Installationsanleitung
 Manuel d'installation
 Manuale di installazione
 Manual de instalación

- Installation Wiring
- Installation Verkabelung
- Installation Câblage
- Installazione Cablaggio
- Instalación Cableado

TYPE CWA



Notice to Customer Thank you very much for purchasing our Patlite products.

- This product requires installation, wiring, and other related work. Be sure to ask an expert technician to perform these procedures.
- This installation manual is intended for the technician who performs the installation and wiring of the product.
- A separate user's manual is provided for customers who operate the product after installation. Be sure to read the user's manual before operating the product.

WARNING Indicates an imminently dangerous condition: failure to follow the instructions may lead to death or serious injury.

- Request the installation and wiring to be accompanied by a professional contractor. If installation is done improperly, it may result in fire, electric shock, falling, or malfunction.

CAUTION Indicates a potentially dangerous condition: failure to follow the instructions may lead to slight injury or property damage.

Hinweis an den Kunden Vielen Dank, dass Sie unser Patlite-Produkt erworben haben.

- Dieses Produkt erfordert Installations-, Verkabelungs- und andere Arbeiten. Bitten Sie stets einen erfahrenen Techniker, diese Arbeiten durchzuführen.
- Diese Installationsanleitung richtet sich an die Techniker, die die Installation und Verkabelung für dieses Produkt ausführen.
- Für die Kunden, die das Produkt nach der Installation verwenden, steht eine separate Bedienungsanleitung zur Verfügung. Lesen Sie stets die Bedienungsanleitung, bevor Sie das Produkt verwenden.

AVVERTENZA Indica una situazione estremamente pericolosa: l'ignoranza delle istruzioni può portare alla morte o a una grave lesione.

- Chiedete a un professionista di installare e cablare il prodotto. Se l'installazione è eseguita in modo errato, può provocare un incendio, scosse elettriche, cadute o malfunzionamenti.

VORSICHT Weist auf eine potentiell gefährliche Situation hin: Die Nichtbefolgung der Anweisungen kann zu einer leichten Verletzung oder einem Sachschaden führen.

Avis au client Nous vous remercions d'avoir acheté notre produit Patlite.

- Ce produit nécessite une installation, un câblage et d'autres travaux connexes. Assurez-vous de faire appel à un technicien expérimenté pour effectuer ces procédures.
- Ce manuel d'installation est destiné au technicien qui effectue l'installation et le câblage de l'appareil.
- Un mode d'emploi séparé est fourni aux clients qui utilisent le produit après l'installation. Veuillez à lire le manuel d'utilisation avant d'utiliser le produit.

AVERTISSEMENT Indique une situation dangereuse imminente : le non-respect de ces consignes peut entraîner la mort ou des blessures graves.

- Demandez à ce que l'installation et le câblage soient effectués en présence d'un professionnel. Si l'installation est réalisée de façon incorrecte, il existe un risque d'incendie, de choc électrique, de chute ou de dysfonctionnement.

ATTENTION Indique une situation potentiellement dangereuse : le non-respect de ces consignes peut entraîner de légères blessures ou des dommages matériels.

Avviso al cliente Grazie per aver acquistato il nostro prodotto Patlite.

- Questo prodotto richiede l'installazione, il collegamento elettrico e altri lavori. Assicuratevi di chiedere a un esperto tecnico di eseguire questi lavori.
- Questo manuale di installazione deve essere utilizzato dal tecnico che esegue l'installazione e il cablaggio elettrico del prodotto.
- Un manuale dell'utente separato è fornito per i clienti che utilizzano il prodotto dopo l'installazione. Assicuratevi di leggere il manuale dell'utente prima di mettere in funzione il prodotto.

AVVERTENZA Indica un'imminente situazione di pericolo: il mancato rispetto delle istruzioni potrebbe causare la morte o lesioni gravi.

- Richiedete l'installazione e il cablaggio ad un professionista. Se l'installazione è eseguita in modo errato, può provocare un incendio, scosse elettriche, cadute o malfunzionamenti.

ATTENZIONE Indica una potenziale situazione di pericolo: il mancato rispetto delle istruzioni potrebbe causare lesioni leggere o danni materiali.

Aviso al cliente Gracias por adquirir nuestro producto Patlite.

- Este producto requiere instalación, cableado y otros trabajos relacionados. Asegúrese de solicitar a un técnico experto la realización de estos procedimientos.
- Este manual de instalación ha sido elaborado para el técnico que lleva a cabo la instalación y el cableado del producto.
- Se proporciona por separado un manual del usuario para los clientes que usarán el producto después de la instalación. Asegúrese de leer el manual del usuario antes de utilizar el producto.

ADVERTENCIA Indica una condición de riesgo inminente: no observar estas instrucciones podría causar lesiones graves o incluso la muerte.

- Solicite que la instalación y el cableado sean realizados por un contratista profesional. Si la instalación se realiza de forma incorrecta, podría causar incendios, descargas eléctricas, caídas o un fallo de funcionamiento.

ATENCIÓN Indica una situación potencialmente peligrosa: no observar estas instrucciones podría causar lesiones leves o daños materiales.

To Installers or Contractors

- Read this manual thoroughly before using this product to ensure correct use.
- If there are any questions concerning this product, refer to the contact information at the end of this manual and contact your nearest PATLITE Sales Representative.

Für Installateure und Fachpersonal

- Lesen Sie diese Anleitung sorgfältig, bevor Sie dieses Produkt verwenden, um die ordnungsgemäße Verwendung zu gewährleisten.
- Wenn Sie irgendwelche Fragen zu diesem Produkt haben, verwenden Sie die Kontaktinformationen am Ende dieser Anleitung und wenden Sie sich an Ihren nächstgelegenen PATLITE-Vertriebsmitarbeiter.

Aux installateurs ou aux entrepreneurs

- Lisez attentivement ce manuel avant d'utiliser ce produit pour garantir une utilisation correcte.
- Si vous avez des questions concernant ce produit, reportez-vous aux coordonnées figurant à la fin de ce mode d'emploi de l'appareil et contactez votre représentant de vente PATLITE le plus proche.

Per gli installatori o gli appaltatori

- Leggere attentamente il manuale prima di utilizzare questo prodotto per garantirne un uso corretto.
- Se vi sono domande riguardanti questo prodotto, fare riferimento alle informazioni di contatto alla fine di questo manuale e contattare il più vicino rappresentante di vendita PATLITE.

Para instaladores o contratistas

- Lea atentamente este manual antes de utilizar este producto para asegurar un uso correcto.
- Si tiene preguntas relacionadas con este producto, consulte la información de contacto que se encuentra al final de este manual y póngase en contacto con su representante de ventas PATLITE más cercano.

1 Safety Precautions

The following symbols indicate and explains the nature of the information to be observed.

- This symbol indicates "Prohibited", which should not be carried out by all means.
- This symbol indicates "Enforced", which should be observed and carried out by all means.

Warning

- Do not disassemble or modify this product. Failure to comply may result in electric shock or fire.
- After installing this product, be careful not to use this product to climb onto a machine, or to get anything snagged onto this product while it is mounted on equipment, etc. Failure to comply may result in falling off the machinery or product damage may occur.
- Be sure to disconnect the power when wiring, mounting, exchanging, or repairing the product. Failure to comply may result in damage of the internal circuitry and the danger of electric shock due to short-circuiting.
- Request the installation and wiring to be accompanied by a professional contractor. Failure to comply may result in electric shock, fire, or falling from high places.
- When this product is used for security purposes, it should be inspected daily, and to be used in conjunction with other security products, in case a malfunction should occur.
- Verify the installation location is a firm location which can handle the weight of the product and has no adverse vibrations. If installed in a place where vibration is frequent and/or exceeds the specifications, damage to the product may occur.
- The designated screws should be used for installation. Any parts used that are not specified may result in product damage or personal injury.

Caution

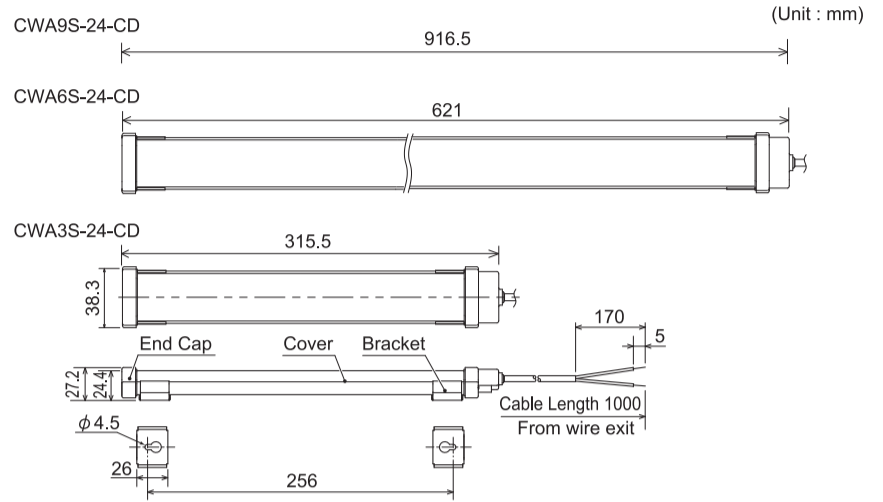
- In order to avoid danger to the eyes, do not stare into the beam, do not view directly into the optical instrument, and don't turn the beam towards someone's eyes. The LED beam is hazardous to the eyes.
- Do not loosen any body screws. It will have an adverse effect on the protection rating.
- Verify that the specified operating voltage is not exceeded.
- For safety measures, be sure to connect an external fuse to protect from overcurrents or overvoltages from mis-wiring, etc. The product can be protected by short-circuiting due to mis-wiring and overcurrents or overvoltages which can damage it.
- Avoid installation in the following locations:
 - Near space heaters or places where high s are present.
 - In locations where chemical or explosive gasses, etc., are present.

2 Model Number Configuration

CWA3S-24-CD

- Light Unit Length: 3 : 300mm, 6 : 600mm, 9 : 900mm
- Rated Voltage: 24 : 24V DC
- Color: CD : Daylight

3 Part Names and Dimensions



4 Installation

Warning

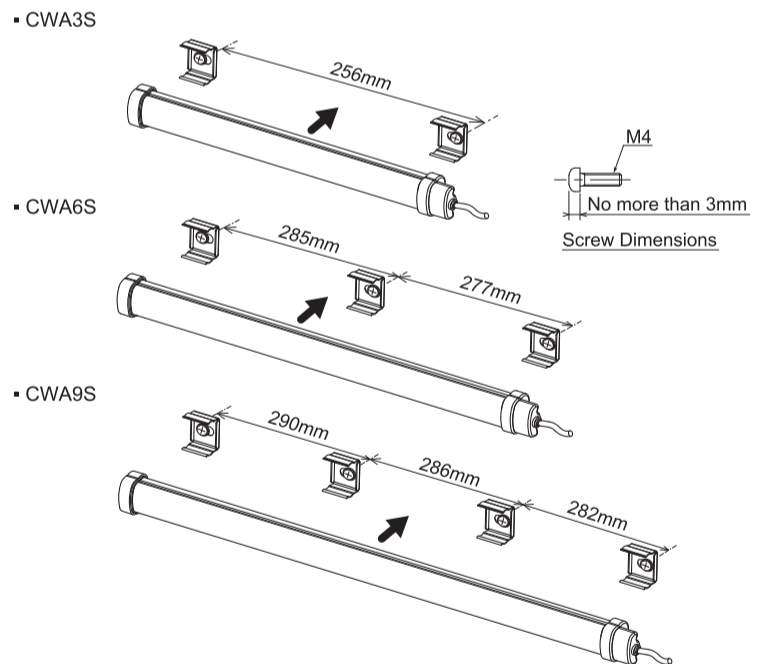
- Do not modify or disassemble the product. Failure to comply may result in electric shock or fire.
- After installing this product, be careful not to use this product to climb onto a machine, or to get anything snagged onto this product while it is mounted on equipment, etc. Failure to comply may result in falling off the machinery or product damage may occur.
- To prevent from electrocution, disconnect power prior to mounting or performing maintenance.
- Verify the installation location is a firm location which can handle the weight of the product and has no adverse vibrations. If installed in a place where vibration is frequent and/or exceeds the specifications, damage to the product may occur.
- The designated screws should be used for installation. Any parts used that are not specified may result in product damage or personal injury.

Caution

- Ensure this product is securely mounted, to prevent from falling, etc.
- This product is for indoor use only. (Not for outdoor use)
- Use protection to secure the standard bracket when mounting in a vertical direction.

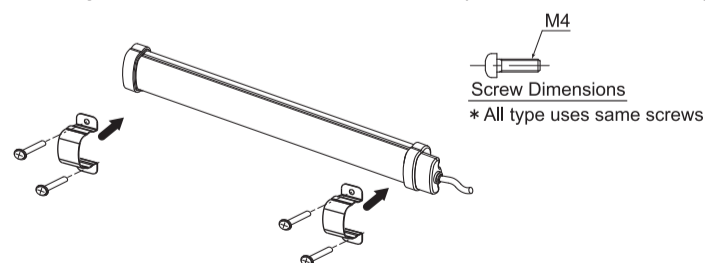
Installation Procedure (use Bracket)

Install the bracket on a sturdy surface with M4 screws. After the bracket is mounted to a sturdy surface, snap the main unit into place.



Installation Procedure (use Holding bracket*)

Install the holding bracket in the main unit, install on a sturdy surface with M4 screws. (4 screws)



*Holding bracket : 2incl for all types (CWA3S, CWA6S, CWA9S).

PATLITE Corporation

- PATLITE Corporation ※Head office <https://www.patlite.com/>
- PATLITE (U.S.A.) Corporation <https://www.patlite.com/>
- PATLITE Europe GmbH ※Germany <https://www.patlite.eu/>
- PATLITE (SINGAPORE) PTE LTD <https://www.patlite.com/>
- PATLITE (CHINA) Corporation <https://www.patlite.cn/>
- PATLITE KOREA CO., LTD. <https://www.patlite.co.kr/>
- PATLITE TAIWAN CO., LTD. <https://www.patlite.tw/>
- PATLITE (THAILAND) CO., LTD. <https://www.patlite.co.th/>
- PATLITE MEXICO S.A. de C.V. <https://www.patlite.com.mx/>

5 Wiring and Proper Use

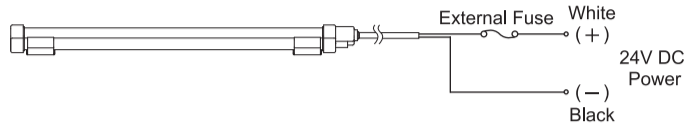
⚠ Warning

- Be sure to disconnect the power when wiring, mounting, exchanging, or repairing the product. Failure to comply may result in damage of the internal circuitry and the danger of electric shock due to short-circuiting.

⚠ Caution

- Check that the proper voltage is connected before applying power.
- Do not pull on the cable, or try to push it inside the unit. Possible cause of failure may occur. In addition, allow a margin of slack for the wire and cable to prevent stress.
- Use a constant-voltage regulated power supply. Possible cause of failure may occur with the use of a constant current power supply.
- Install a fuse to protect it from the power supply. The product can be protected by short-circuiting due to mis-wiring and overcurrents or overvoltages which can damage it.

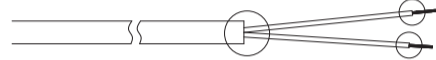
■ Wiring Example



- ※ Use an external fuse rated for the machine, which is connected to the product, to protect the machine from damage.
- ※ Use a UL authenticated Class 2 power supply unit to connect power to this product. The power supply unit is constant voltage type.

⚠ Caution

- The protection rating does not include the cable ends. **If the ends of the cable are in contact with water or exposed to dew or condensation, refer to the indications below to dress the cable ends for water and oil resistance.**
 - Connect the wire ends in a location which will not expose the ends to water or oil.
 - Use Fillers, such as silicon, etc., to seal the cable ends.



■ How to Use

Connecting the white wire (+) to positive and black wire (-) to the negative and applying a 24V DC supply will turn the LED light on.

6 Specifications

Model	CWA3S-24-CD	CWA6S-24-CD	CWA9S-24-CD
Luminous Color		Daylight	
Color Temperature (Typ.)		6500K	
Illuminance (at 24V DC, 0.5m)	484lx	880lx	1089lx
Total Luminous Flux	385lm	770lm	1155lm
Rated Voltage	24V DC (Polarized)		
Operating Voltage	24V DC ±10%		
Current Consumption	180mA	360mA	540mA
Operating Temperature Range	-30°C ~ +60°C (RH90% or less, no condensation) ※ The environmental condition for UL authentication is at the operating ambient air temperature of 50°C		
Main Body Material	Polycarbonate Resin (Waterproof Packing: Silicone)		
Protection Rating	IP65 (Cable connector ends not included)		
Mounting Location	Indoor Only		
Mounting Direction	Any Direction		
Insulation Resistance	500V DC 5MΩ or more		
Withstand Voltage	500V AC for 1 minute (Between power terminal and screw)		
Vibration Resistances	30Hz 19.6 m/s ² (Back and Forth, Up and Down, Left and Right for 2 hrs. each)		
Mass	215 ±10g	370 ±15g	530 ±25g

⚠ Caution

- Specifications and dimensions may change without prior notice for improvements, etc.
- Due to the characteristics of the LED, color temperature, brightness and hue will differ for every LED and every product.
- Since all IP examinations are done according to specified conditions and regulated time, the protection rating is not guaranteed for an extended period of time.

PATLITE

LED Bar Light

User's Manual
Bedienungsanleitung
Mode d'emploi
Manuale dell'utente
Manual del usuario

Operation Maintenance

Verwendung Wartung

Opération Entretien

Funzionamento Manutenzione

Operación Mantenimiento

TYPE CWA



- Notice to Customer** Thank you very much for purchasing our Patlite products.
- This product requires installation, wiring, and other related work. Be sure to ask an expert technician to perform these procedures.
 - Read this manual thoroughly before using this product to ensure correct use.
 - If there are any questions concerning this product, refer to the contact information at the end of this document and contact your nearest PATLITE Sales Representative.

CE Marking

This product conforms to EN standards and shows the CE Marking. This product has been tested and found to comply with the limits for a Class A device, pursuant to EMC DIRECTIVE. These limits are designed to provide reasonable protection against harmful interference when the equipment is operated in a commercial environment. This product must not be used in residential areas.

⚠ WARNING

- Indicates an imminently dangerous condition: failure to follow the instructions may lead to death or serious injury.
- Request the installation and wiring to be accompanied by a professional contractor. If installation is done improperly, it may result in fire, electric shock, falling, or malfunction.
 - Be sure to disconnect the power to the product when performing maintenance or repairs. If the power is not disconnected, it may result in electric shock.

⚠ CAUTION

Indicates a potentially dangerous condition: failure to follow the instructions may lead to slight injury or property damage.

- Hinweis an den Kunden** Vielen Dank, dass Sie unser Patlite-Produkt erworben haben. Bitten Sie stets einen erfahrenen Techniker, diese Arbeiten durchzuführen.
- Lesen Sie diese Anleitung sorgfältig, bevor Sie dieses Produkt verwenden, um die ordnungsgemäße Verwendung zu gewährleisten.
 - Wenn Sie irgendwelche Fragen zu diesem Produkt haben, verwenden Sie die Kontaktinformationen am Ende der Installationsanleitung und wenden Sie sich an Ihren nächstgelegenen PATLITE-Vertriebsmitarbeiter.

CE-Kennzeichnung

Dieses Produkt entspricht den EN-Normen und trägt die CE-Kennzeichnung. Dieses Produkt wurde geprüft und hält die Grenzwerte für ein Klasse-A-Gerät gemäß der EMV-RICHTLINIE ein. Diese Grenzwerte sind so ausgelegt, einen angemessenen Schutz gegen schädliche Störungen zu gewährleisten, wenn das Produkt in einer geschäftlichen Umgebung verwendet wird. Dieses Produkt darf nicht in Wohngebieten verwendet werden.

⚠ WARNING

- Weist auf eine unmittelbar gefährliche Situation hin: Die Nichtbefolgung der Anweisungen kann zum Tod oder zu einer schweren Verletzung führen.
- Bitten Sie professionelles Fachpersonal um die Ausführung der Installation und Verkabelung. Wenn die Installation nicht ordnungsgemäß ausgeführt wird, kann dies zu einem Feuer, Stromschlag, zum Herunterfallen oder zu einer Fehlfunktion führen.
 - Unterbrechen Sie stets die Stromversorgung zu diesem Produkt, bevor Sie Wartungs- oder Reparaturarbeiten ausführen. Wenn die Stromversorgung nicht abgetrennt ist, kann dies zu einem Stromschlag führen.

⚠ VORSICHT

Weist auf eine potentiell gefährliche Situation hin: Die Nichtbefolgung der Anweisungen kann zu einer leichten Verletzung oder einem Sachschaden führen.

- Avis au client** Nous vous remercions d'avoir acheté notre produit Patlite.
- Ce produit nécessite une installation, un câblage et d'autres travaux connexes. Assurez-vous de faire appel à un technicien expérimenté pour effectuer ces procédures.
 - Lisez attentivement ce manuel avant d'utiliser ce produit pour garantir une utilisation correcte.
 - Si vous avez des questions concernant ce produit, reportez-vous aux coordonnées figurant à la fin du manuel d'installation et contactez votre représentant de vente PATLITE le plus proche.

Marquage CE

Ce produit est conforme aux normes EN et affiche la mention CE. Cet appareil a été testé et jugé conforme aux limites définies pour les appareils de classe A, conformément à la directive CEM. Ces limites sont conçues pour fournir une protection raisonnable contre les interférences nuisibles lorsque l'équipement est utilisé dans un environnement commercial. Ce produit ne doit pas être utilisé dans une zone résidentielle.

⚠ AVERTISSEMENT

Indique une situation dangereuse imminente: le non-respect de ces consignes peut entraîner la mort ou des blessures graves.

- Demandez à ce que l'installation et le câblage soient effectués en présence d'un professionnel. Si l'installation est réalisée de façon incorrecte, il existe un risque d'incendie, de choc électrique, de chute ou de dysfonctionnement.
- Assurez-vous de débrancher l'alimentation du produit lors de l'exécution de l'entretien ou des réparations. Si l'alimentation n'est pas coupée, cela risque de provoquer un choc électrique.

⚠ ATTENTION

Indique une situation potentiellement dangereuse: le non-respect de ces consignes peut entraîner de légères blessures ou des dommages matériels.

- Avviso al cliente** Grazie per aver acquistato il nostro prodotto Patlite.
- Questo prodotto richiede l'installazione, il collegamento elettrico e altri lavori. Assicurarsi di chiedere a un esperto tecnico di eseguire questi lavori.
 - Leggere attentamente il manuale prima di utilizzare questo prodotto per garantirne un uso corretto.
 - Se vi sono domande riguardanti questo prodotto, fare riferimento alle informazioni di contatto alla fine del manuale di installazione e contattare il più vicino rappresentante di vendita PATLITE.

Marcatore CE

Questo prodotto è conforme alle norme EN e riporta la marcatura CE. Questo prodotto è stato testato ed è risultato conforme ai limiti per un apparecchio di Classe A, ai sensi della Direttiva EMC. Questi limiti sono progettati per fornire una protezione ragionevole contro interferenze dannose quando l'apparecchiatura viene utilizzata in un ambiente commerciale. Questo prodotto non deve essere usato in aree residenziali.

⚠ AVVERTENZA

Indica un'imminente situazione di pericolo: il mancato rispetto delle istruzioni potrebbe causare la morte o lesioni gravi.

- Richiedere l'installazione e il cablaggio ad un professionista. Se l'installazione è eseguita in modo errato, può provocare un incendio, scosse elettriche, cadute o malfunzionamenti.
- Assicurarsi di scollegare l'alimentazione quando si esegue la manutenzione o la riparazione. Se l'alimentazione non è disconnessa, si possono provocare scosse elettriche.

⚠ ATTENZIONE

Indica una potenziale situazione di pericolo: il mancato rispetto delle istruzioni potrebbe causare lesioni leggere o danni materiali.

- Aviso al cliente** Gracias por adquirir nuestro producto Patlite.
- Este producto requiere instalación, cableado y otros trabajos relacionados. Asegúrese de solicitar a un técnico experto la realización de estos procedimientos.
 - Lea atentamente este manual antes de utilizar este producto para asegurar un uso correcto.
 - Si tiene preguntas relacionadas con este producto, consulte la información de contacto que se encuentra al final de este manual de instalación y póngase en contacto con su representante de ventas PATLITE más cercano.

Marcado CE

Este producto cumple con las disposiciones EN y muestra el marcado CE. Este producto ha sido sometido a pruebas y se ha determinado que cumple con los límites para un dispositivo de clase A, de conformidad con la DIRECTIVA CEM. Estos límites están diseñados para proporcionar una protección razonable contra interferencias perjudiciales cuando el equipo se opera en un entorno comercial. Este producto no debe ser utilizado en áreas residenciales.

⚠ ADVERTENCIA

Indica una condición de riesgo inminente: no observar estas instrucciones podría causar lesiones graves o incluso la muerte.

- Solicite que la instalación y el cableado sean realizados por un contratista profesional. Si la instalación se realiza de forma incorrecta, podría causar incendios, descargas eléctricas, caídas o un fallo de funcionamiento.
- Asegúrese de desconectar la alimentación al producto cuando se realicen trabajos de mantenimiento o de reparación. Si no se desconecta la alimentación, podría producir una descarga eléctrica.

⚠ ATENCIÓN

Indica una situación potencialmente peligrosa: no observar estas instrucciones podría causar lesiones leves o daños materiales.

1 Maintenance and Inspection

If the product does not work after referring to the table below, please request for repair. In addition, if there are any questions concerning this product, feel free to contact your PATLITE Sales Representative.

Problem	Where to Check	What to Do
Does not light up	Is the power properly supplied?	Verify the voltage has been connected.
		Verify the proper polarity.
		Verify the proper voltage is supplied. (24V DC)
		Verify the external fuse has not been burned-out.

1 Instandhaltung und Inspektion

Wenn das Produkt nach Bezugnahme auf die untenstehende Tabelle nicht funktioniert, fordern Sie bitte eine Reparatur an. Wenn Sie darüber hinaus Fragen zu diesem Produkt haben, wenden Sie sich bitte an Ihren PATLITE-Vertriebsmitarbeiter.

Problem	Wo geprüft werden soll	Was zu tun ist
Leuchtet nicht auf	¿La alimentación se suministra correctamente?	Bestätigen Sie, dass die Spannung anliegt.
		Bestätigen Sie die richtige Polung.
		Bestätigen Sie, dass die richtige Spannung geliefert wird. (24 V DC)
		Bestätigen Sie, dass die externe Sicherung nicht durchgebrannt ist.

1 Entretien et inspection

Si le produit ne fonctionne pas après que vous avez consulté le tableau ci-dessous, veuillez déposer une demande de réparation. De plus, si vous avez la moindre question concernant ce produit, n'hésitez pas à contacter votre vendeur PATLITE.

Problème	Où vérifier	Que faire
Ne s'allume pas	L'alimentation électrique est-elle correctement fournie ?	Vérifiez que la tension est connectée.
		Vérifiez la polarité correcte.
		Vérifiez que la tension correcte est fournie. (24V CC)
		Vérifiez que le fusible externe n'est pas grillé.

1 Manutenzione e ispezione

Se il prodotto non funziona dopo che si è consultata la tabella sottostante, si prega di richiederne la riparazione. Inoltre, se vi sono domande riguardanti questo prodotto, non esitare a contattare il rappresentante di vendita PATLITE.

Problema	Cosa controllare	Cosa fare
Non si illumina	L'alimentazione viene fornita correttamente?	Verificare che la tensione sia collegata.
		Verificare la polarità corretta.
		Verificare che sia fornita la tensione corretta. (24V CC)
		Verificare che il fusibile esterno non sia bruciato.

1 Mantenimiento e inspección

Si el producto no funciona después de consultar la tabla que se muestra a continuación, solicite una reparación. Además, si tiene alguna pregunta relacionada con este producto, no dude en consultar con su representante de ventas de PATLITE.

Problema	Dónde comprobar	Qué hacer
No se enciende	¿La alimentación se suministra correctamente?	Verifique que se ha conectado el voltaje.
		Verifique que la polaridad es correcta.
		Verifique que se suministre el voltaje correcto. (24 V CC)
		Verifique que el fusible externo no se ha quemado.